



DataKom
Telecom Experts
01656 33 44 55

UCE Desktop

Installation Guide



VOICE



DATA



MOBILE



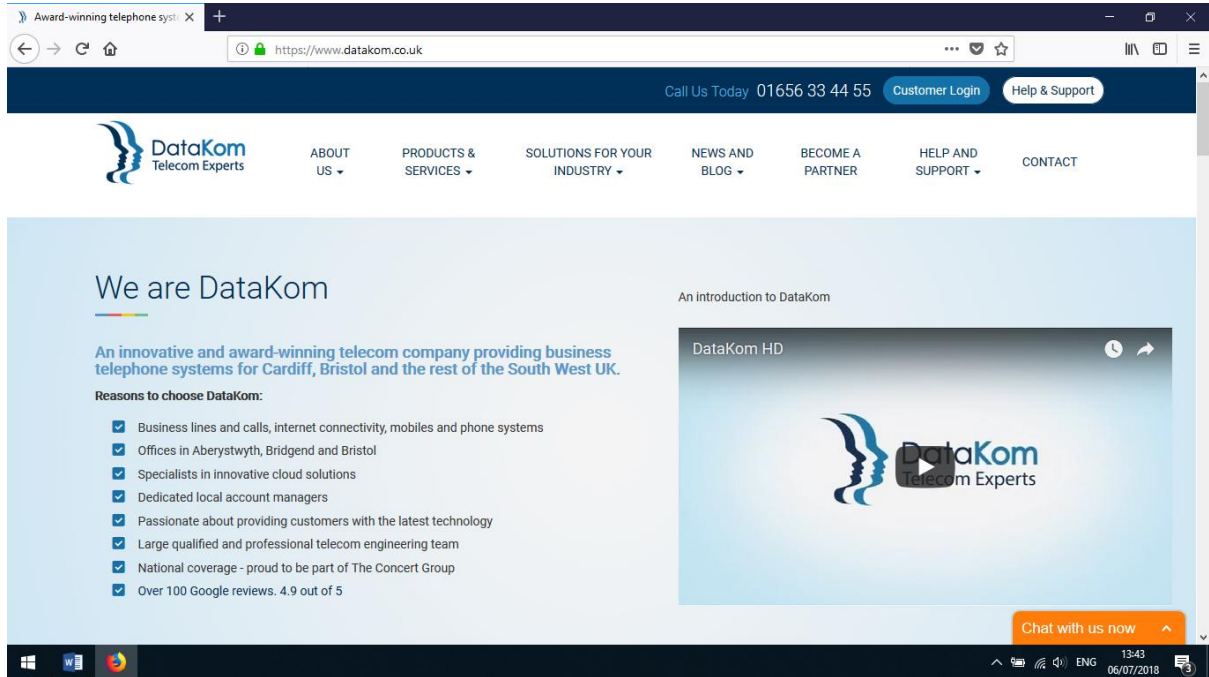
TELEPHONE
SYSTEMS




iPECS UCE for Windows – Download & Install.

Today we are going to look at downloading and installing iPCES UCE for Windows.

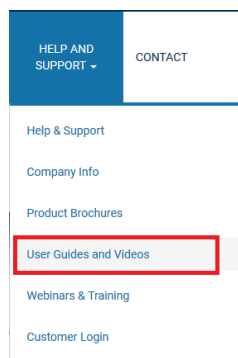
1. Open your internet browser. *Note* - We are using Mozilla Firefox.
2. In the address bar type in www.datakom.co.uk



3. Along the top of our website you should be able to see “Help And Support”.



4. Click Help & Support and then look for User Guide & Videos.



VOICE



DATA



MOBILE



TELEPHONE SYSTEMS

DataKom Limited - Head Office

4 Old Field Road, Bocam Park, Pencoed, Bridgend. CF35 5LJ

West / Mid Wales Office

The Cambria, Marine Terrace, Aberystwyth. SY23 2AZ

Tel. +44 (0) 1656 33 44 55

Fax. +44 (0) 8445 796 991

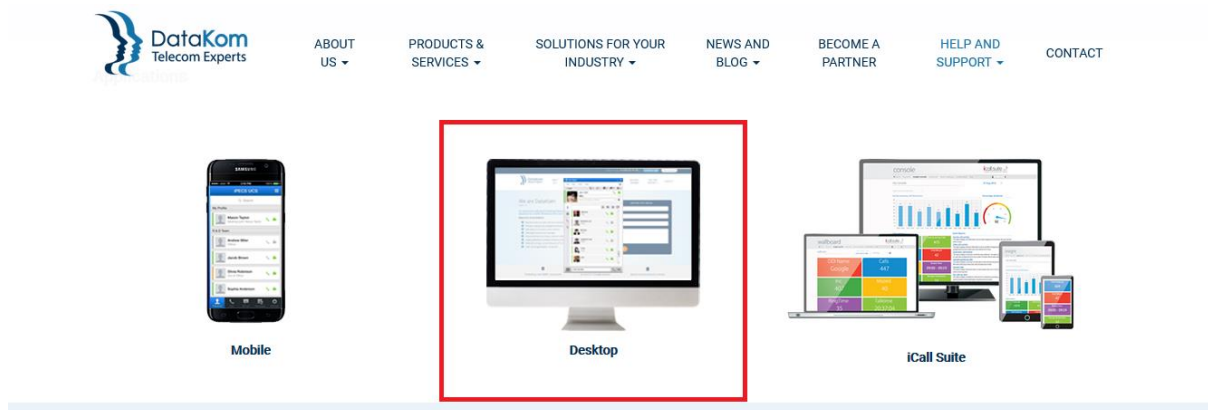
Email. info@datakom.co.uk

Web. www.datakom.co.uk

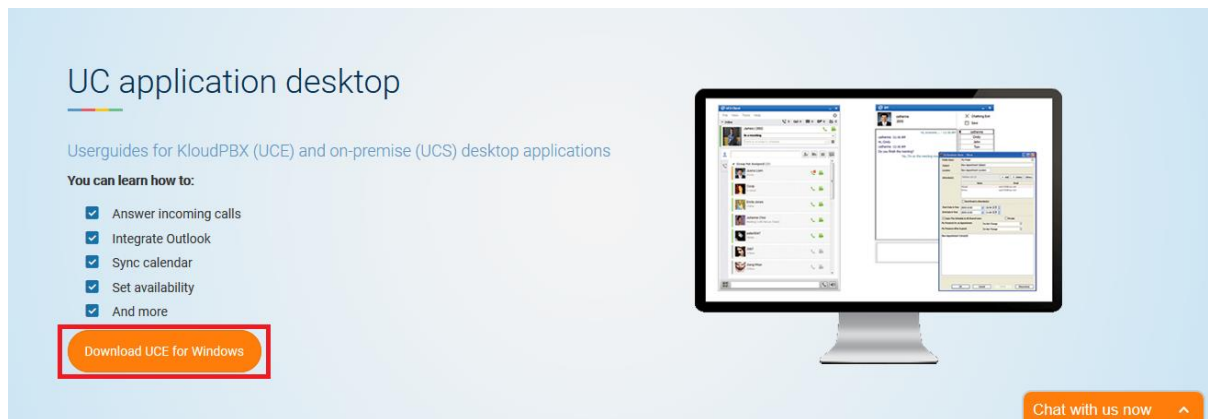


DataKom Limited is registered in England and Wales. Company No. 06367634. VAT Registration Number GB 891 7122 12

- Once on the User Guides & Videos page, scroll down to the “Applications” section and click the “Desktop” option.



- You will then see the orange “Download UCE for Windows” button as shown below.



- Click the download button, then you will be taken to a page which shows you the file name of the file you are going to download as shown below.

UCE for Windows

Sorted by name



iPECS_UCE_for_Windows.exe



VOICE



DATA



MOBILE



TELEPHONE SYSTEMS

DataKom Limited - Head Office

4 Old Field Road, Bocam Park, Pencoed, Bridgend. CF35 5LJ

West / Mid Wales Office

The Cambria, Marine Terrace, Aberystwyth. SY23 2AZ

Tel. +44 (0) 1656 33 44 55

Fax. +44 (0) 8445 796 991

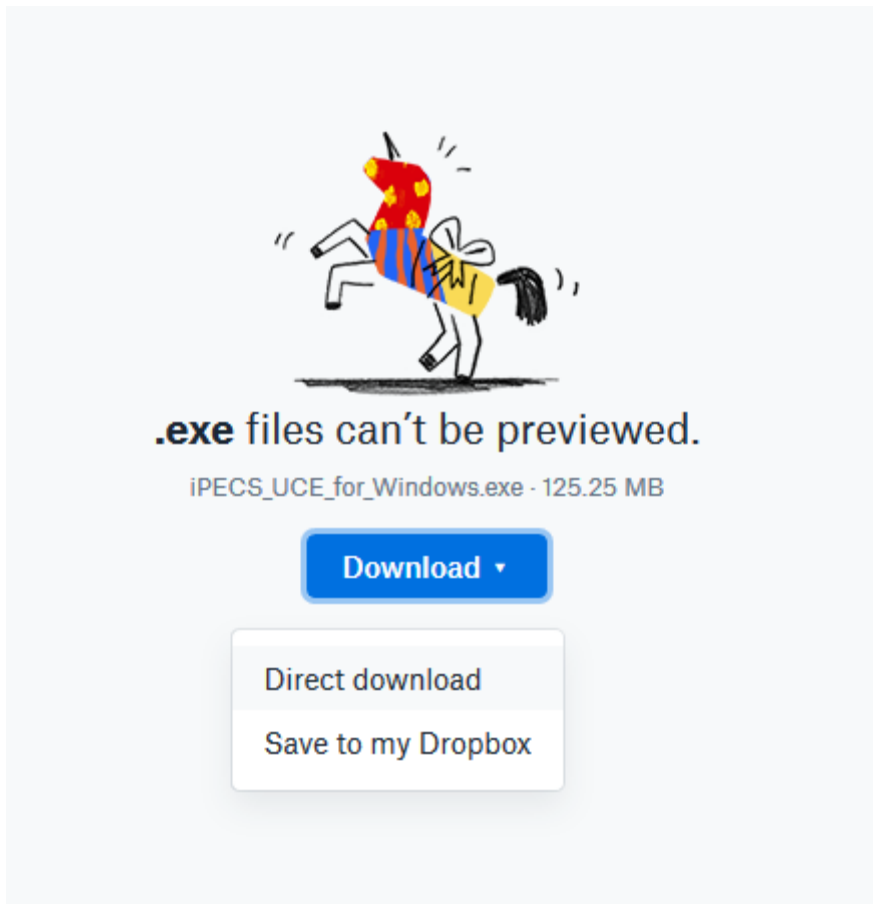
Email. info@datakom.co.uk

Web. www.datakom.co.uk



DataKom Limited is registered in England and Wales. Company No. 06367634. VAT Registration Number GB 891 7122 12

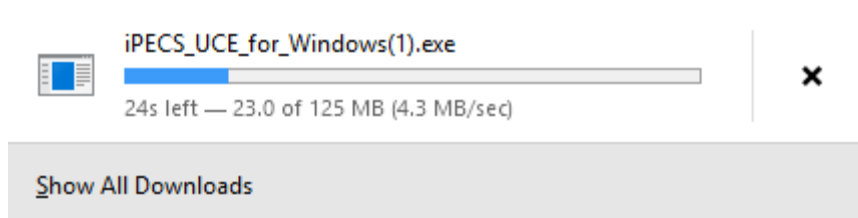
8. Click the file name which will then take you to the following screen.



9. Click the blue “Download” button. This will drop down the menu giving you the option of “Direct Download” Click this and then the download will start to download.

Note - Depending on your browser will depend where the download will appear on the screen and say completed. However, you should find that the download by default on Windows will appear in your Downloads User Files.

10. Save the file to the computer, once it has completed then click to run the file.



11. You should then see the following screen



DataKom Limited - Head Office

4 Old Field Road, Bocam Park, Pencoed, Bridgend. CF35 5LJ

West / Mid Wales Office

The Cambria, Marine Terrace, Aberystwyth. SY23 2AZ

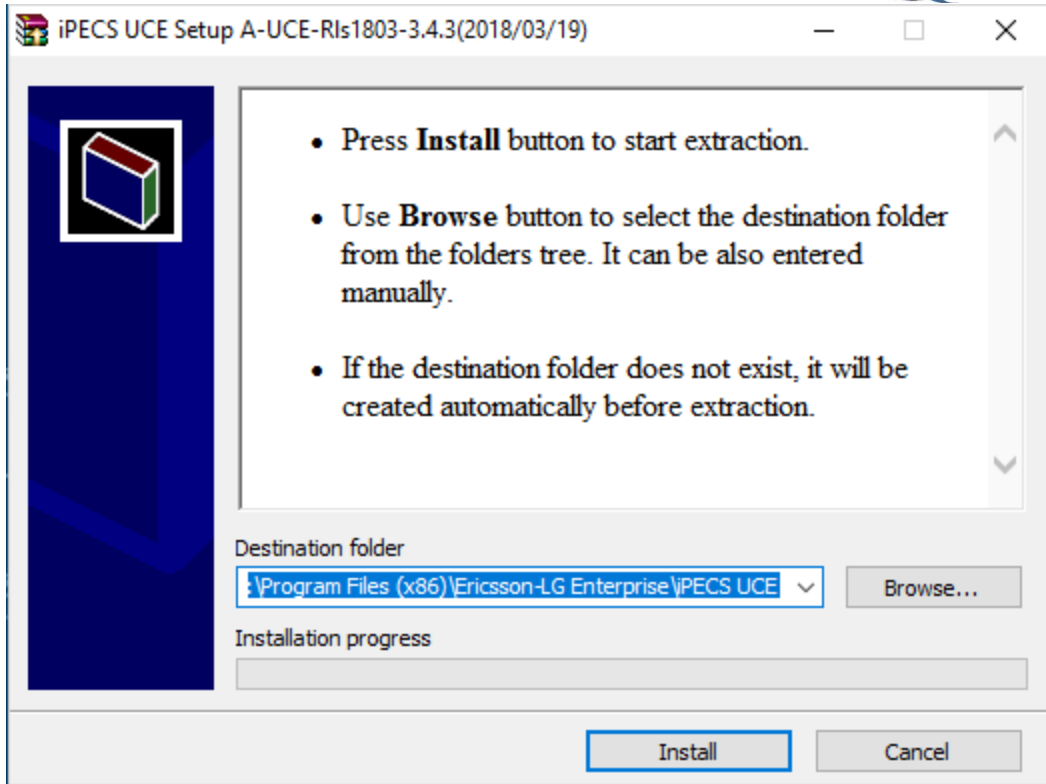
Tel. +44 (0) 1656 33 44 55

Fax. +44 (0) 8445 796 991

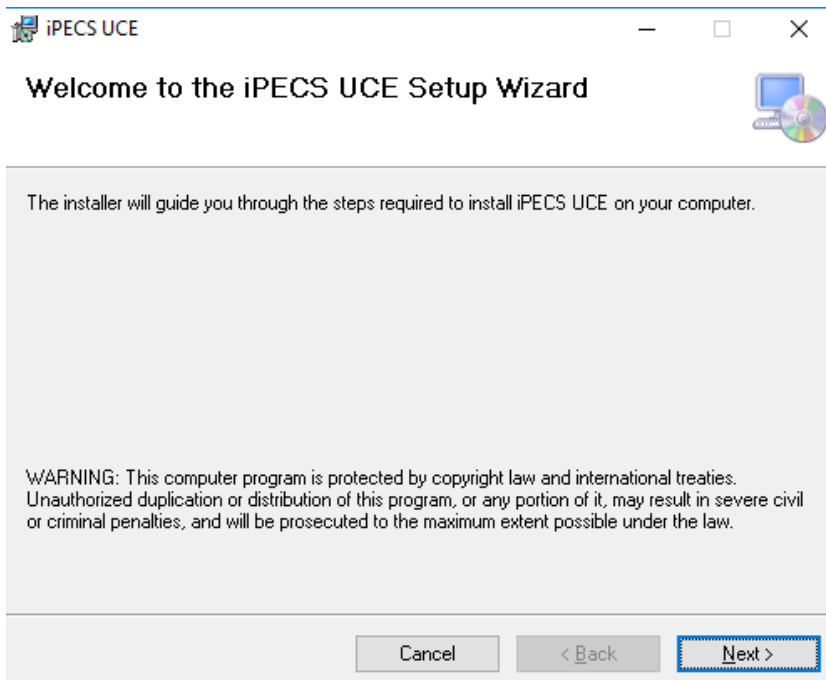
Email. info@datakom.co.uk

Web. www.datakom.co.uk





12. Click the "Install" button. *Note* click YES on the next window that appears.
13. You should then be shown the UCE Setup Wizard which looks like the following screen.



VOICE



DATA



MOBILE



TELEPHONE SYSTEMS

DataKom Limited - Head Office

4 Old Field Road, Bocam Park, Pencoed, Bridgend. CF35 5LJ

West / Mid Wales Office

The Cambria, Marine Terrace, Aberystwyth. SY23 2AZ

Tel. +44 (0) 1656 33 44 55

Fax. +44 (0) 8445 796 991

Email. info@datakom.co.uk

Web. www.datakom.co.uk

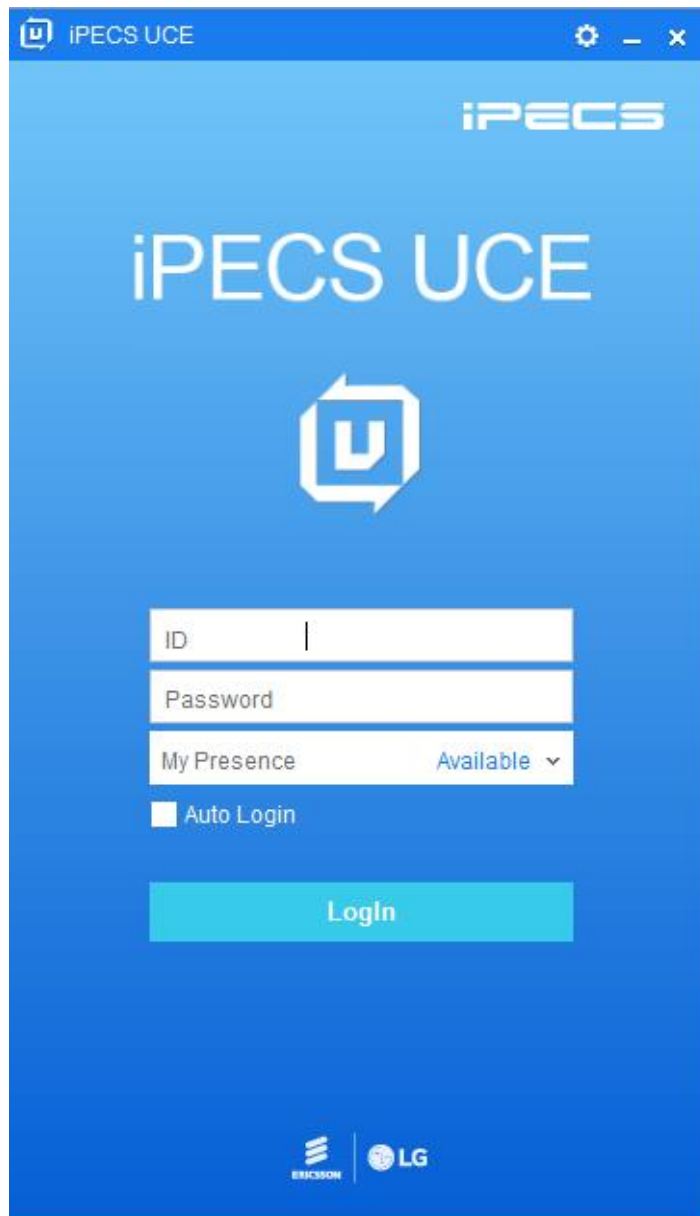


DataKom Limited is registered in England and Wales. Company No. 06367634. VAT Registration Number GB 891 7122 12

14. Click NEXT > NEXT > NEXT > CLOSE. You should then have a iPECS UCE on your desktop.



15. Double Click this icon to open the software.



VOICE



DATA



MOBILE



TELEPHONE SYSTEMS

DataKom Limited - Head Office

4 Old Field Road, Bocam Park, Pencoed, Bridgend. CF35 5LJ

West / Mid Wales Office

The Cambria, Marine Terrace, Aberystwyth. SY23 2AZ

Tel. +44 (0) 1656 33 44 55

Fax. +44 (0) 8445 796 991

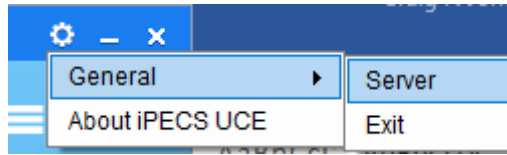
Email. info@datakom.co.uk

Web. www.datakom.co.uk

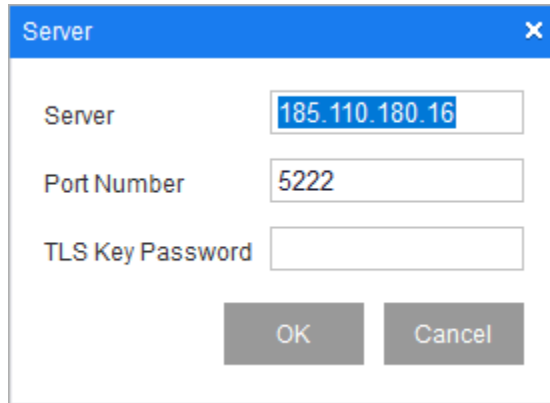


DataKom Limited is registered in England and Wales. Company No. 06367634. VAT Registration Number GB 891 7122 12

16. Top right hand corner of the iPECS UCE Window you can see a cog. Click this for SETTINGS then SERVER.



17. Once you have the Server window open enter the following IP Address: **185.110.180.16** then click OK leaving the other fields alone.



18. Once you click OK you will see the following screen.



19. Click OK. Then use your Username & Password to login to UCE.

Note - It might be worth selecting “Auto Login” to save your details to save you entering them each time.

Thank you.

DataKom Ltd

01656 334455



VOICE



DATA



MOBILE



TELEPHONE SYSTEMS

DataKom Limited - Head Office

4 Old Field Road, Bocam Park, Pencoed, Bridgend. CF35 5LJ

West / Mid Wales Office

The Cambria, Marine Terrace, Aberystwyth. SY23 2AZ

Tel. +44 (0) 1656 33 44 55

Fax. +44 (0) 8445 796 991

Email. info@datakom.co.uk

Web. www.datakom.co.uk



DataKom Limited is registered in England and Wales. Company No. 06367634. VAT Registration Number GB 891 7122 12